

# CHECKLIST FOR SINGLE DOOR & SIDELITE SYSTEMS

Many details come together to create the perfect Artisan door system. Follow this important checklist to ensure your order is complete and the end result is exactly as you imagined.

# ARTISAN COLLECTION

## 1 Choose Your Door

Choose door/frame pairing: *(steel or fiberglass door, paired with wood or composite frame)*

- |   |  |  |   |   |
|---|--|--|---|---|
| <b>PREMIUM</b><br><small>High Definition Steel Door<br/>Premium Wood Frame</small><br><input type="checkbox"/> PREM | <b>PLUS</b><br><small>Smooth White Fiberglass Door<br/>Premium Wood Frame</small><br><input type="checkbox"/> PLUS | <b>STEELCOMP</b><br><small>High Definition Steel Door<br/>Premium Smooth White Composite Frame</small><br><input type="checkbox"/> STC | <b>FIBERCOMP</b><br><small>Smooth White Fiberglass Door<br/>Premium Smooth White Composite Frame</small><br><input type="checkbox"/> FC | <b>Entrada</b><br><small>Woodgrain Fiberglass Door<br/>Premium Woodgrain Composite Frame</small><br><input type="checkbox"/> EN |
|---|--|--|---|---|

Choose door design:

- 00 (Flush)  
  62 / 68 (6 Panel)  
  13 (3 Panel Equal)  
  34 (3/4 Oval)  
  46 (4 Panel Flush Top)  
  2PPC (2 Panel Plank Camber Top)  
 28 / 21 (2 Panel 1/2 Lite)  
  25 (2 Panel 3/4 Lite)  
  LIN (Linea)\*  
  OSO (Oso)\*  
  VOG (Vog)\*  
  SOHO (Soho)\*  
  VIC (Victoria)\*  
 49 (4 Panel 3/4 Lite)<sup>†</sup>  
  12 (Full Lite Std View)<sup>†</sup>  
  24 (3/4 Lite)<sup>†</sup>  
  23 (Half Lite)<sup>†</sup>  
  11 (Narrow Lite)<sup>†</sup>  
  14 (4 Lite)<sup>†</sup>  
 66 (Craftsman 1/4 Lite)<sup>†</sup>  
  TG99 (Teak Grooved)<sup>°</sup>  
  RG12 (Mahogany 1 Panel Plank)<sup>°</sup>  
  RG22 (Mahogany 2 Panel Plank)<sup>°</sup>  
 FGB (Craftsman Brentwood)<sup>°</sup>  
  FGC (Craftsman Clear)<sup>°</sup>  
  FGS (Craftsman Spring)<sup>°</sup>  
  FGM / FCME (Craftsman Metropolis)<sup>°</sup>

\*Available in Steel only   †Available in Fiberglass only (smooth or woodgrain)   °Available in Woodgrain Fiberglass only

Choose door size:

- Width:**  2/8 (32")    2/10 (34")    3/0 (36")    3/6\*\* (42")   |   **Height:**  6/8 (80")    8/0\*\* (96")

\*\*Select designs only

Choose sidelite size: **Width:**  12"    14"

Choose jamb depth:

Default brickmould: 180 step

- 4-9/16"  
  6-9/16"  
  8-9/16"  
  Custom \_\_\_\_\_  
  Attached brickmould  
  Shipped loose  
  Brickmould not required













## 2 Choose Your Door Glass

Choose door lite glass from framed decorative styles and direct glaze textured options (see pages 22 to 57):

- Door glass size / model: \_\_\_\_\_ Glass Pattern: \_\_\_\_\_

## 3 Choose Your Configuration, Sidelites / Transom Glass & Hardware




Choose your door system configuration:

- |  |  |  |  |  |  |
|--|--|--|--|--|--|
| <input type="checkbox"/>  | <input type="checkbox"/>  | <input type="checkbox"/>  | <input type="checkbox"/>  | <input type="checkbox"/>  | <input type="checkbox"/>  |
| <input type="checkbox"/>  | <input type="checkbox"/>  | <input type="checkbox"/>  | <input type="checkbox"/>  | <input type="checkbox"/>  | <input type="checkbox"/>  |

If sidelite required, glass choice:

- Clear Low-E  
  Frosted  
  Decorative: \_\_\_\_\_  
 Venting *(available on the latching side of unit only)*

### TRANSOM

- |  |  |  |
|--|--|--|
| <input type="checkbox"/>  | <input type="checkbox"/>  | <input type="checkbox"/>  |
|--|--|--|

If transom required, glass choice:

- Clear Low-E  
 Frosted  
 Decorative\*: \_\_\_\_\_

\*Decorative is only available on transom for two sidelite configuration.

Choose aluminum sill:

- Standard (Mill Finish)  
  Bronze Anodized  
  NAFS

Specify your hinge finish:

- \_\_\_\_\_

Choose desired hardware drilling prep:

- SD (Single Drill)  
  DD (Double Drill)  
  MP (Multipoint Single Door)

- PD (Door Pull / Deadbolt): Specify Pull: \_\_\_\_\_ Specify Deadbolt: \_\_\_\_\_

Customer Signature: \_\_\_\_\_ Date: \_\_\_\_\_

Store Name or #: \_\_\_\_\_ Tag: \_\_\_\_\_ PO #: \_\_\_\_\_